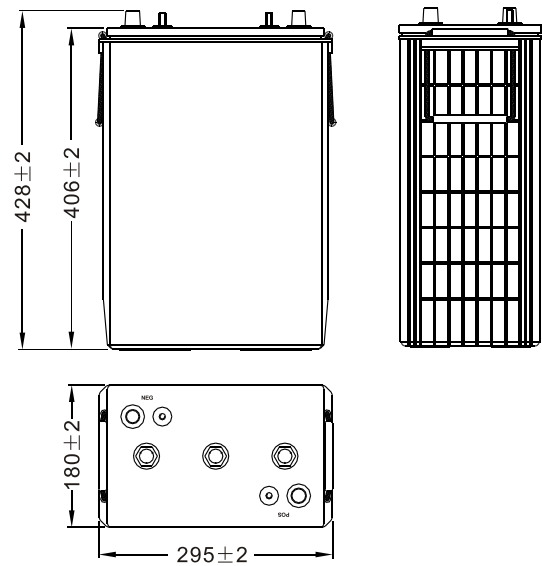


**CPT 360-6**

**Cyclic battery**



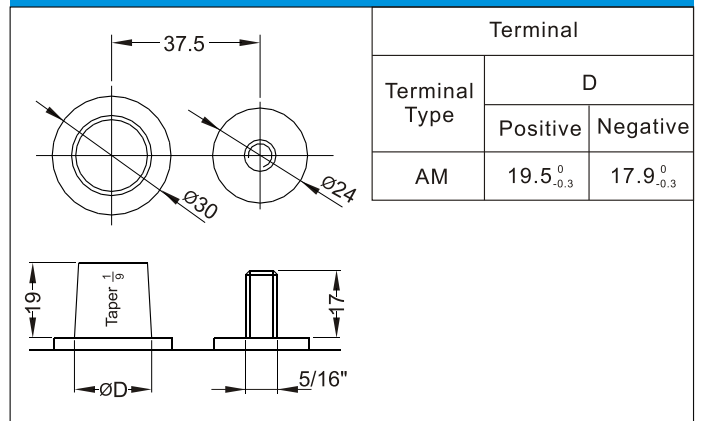
**Dimensions (mm)**



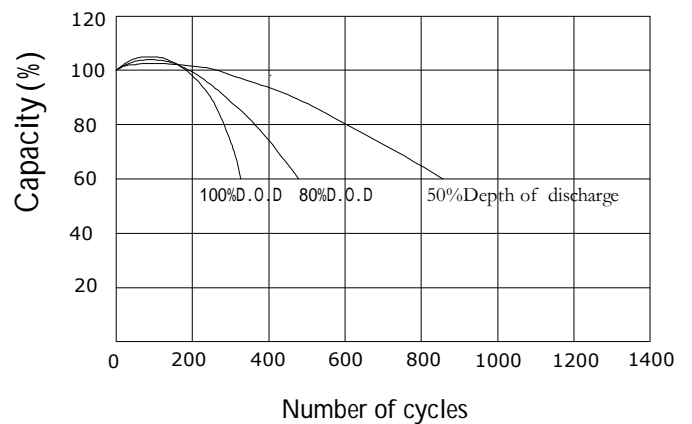
**Physical Specification (mm)**

Nominal Voltage	6V	
Nominal Capacity(20HR)	390Ah	
Nominal Capacity(5HR)	331Ah	
Dimension	Length	295 ± 2mm(11.61inches)
	Width	180 ± 2mm(7.09inches)
	Container Height	406 ± 2mm(15.98inches)
	Total Height(with Terminal)	428 ± 2mm(11.42inches)
Dry Weight	/	
Wet Weight	Approx 55.7Kg(122.7lbs)	
Acid	1.310 ± 0.015g/cm <sup>3</sup> (25°C)	
Standard Terminal	AM	
Hold-Down	/	
Cell plate qty	/	
Case	Black-Material	
Cover	Black-Material	
Handle	Black-Material	

**Standard Terminal (mm)**



Cycle life in relation to depth of discharge



**Electrical Specification**

Rated Capacity	20 hour rate(19.5A)	390Ah
	5 hour rate(66.2A)	331Ah
Reserve Capacity	25Amps	915min
Reserve Capacity	75Amps	255min